










REPLACEMENT REMOTE CONTROL SELECTION GUIDE

These replacement options represent the current “best choice” (for product compatibility and providing the latest device database). Business considerations may require other alternatives; for product compatibility purposes, EchoStar Technologies L.L.C. must approve any such alternates.




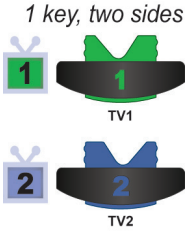






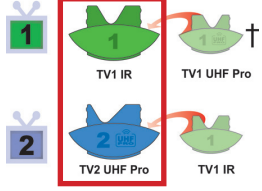
☐ Red box indicates key(s) to use.

Receiver with Original Remote (by receiver model number, in numerical order)	Replacement Remote and Part Number
<p>111</p> 	<p>1.5 Non-Database</p>  <p>#120714* 1.5 Non-Database</p> 
<p>211, 211k, 411</p> 	<p>20.0</p>  <p>#176549 20.0 Kit</p> <p>Note: 20.0 for TV1 Only (GREEN #1 FIXED KEY)</p> 
<p>222</p> 	<p>20.0 21.0</p>  <p>#161256 21.0 Kit</p> <p><i>1 key, two sides</i></p> 


* These items are only available through Service.



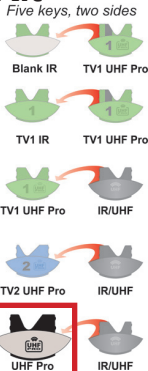


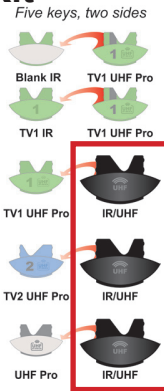


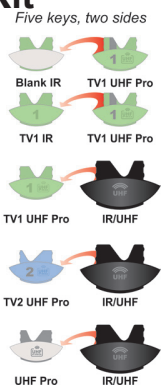
REPLACEMENT REMOTE CONTROL SELECTION GUIDE *(continued)*

 Red box indicates key(s) to use.


Receiver with Original Remote (by receiver model number, in numerical order)	Replacement Remote and Part Number
<p>222k</p>  <p>20.0 21.0</p> 	<p>#161256 21.0 Kit</p>  <p>1 key, two sides</p>  <p>TV1 TV2</p>
<p>301 & 311</p>  <p>301: 1.5 311: 3.4</p> 	<p>#176526 3.4 Kit</p> 
<p>322</p>  <p>3.4 4.4</p> 	<p>#176539 4.4 Kit</p>  <p>Two keys, two sides</p>  <p>TV1 IR TV1 UHF Pro TV2 UHF Pro TV1 IR</p> <p>† TV1 UHF Pro key can be used to operate TV1 from a distance.</p>














REPLACEMENT REMOTE CONTROL SELECTION GUIDE (*continued*)

 Red box indicates key(s) to use.

Receiver with Original Remote (by receiver model number, in numerical order)	Replacement Remote and Part Number
<p>381</p>  <p>8.0</p> 	<p>#156926 6.4 Kit</p> <p>Five keys, two sides</p>  <p>Use any key with the UHF Pro logo</p>
<p>501, 508, 510</p>  <p>Platinum</p> 	<p>#156926 6.4 Kit</p> <p>Five keys, two sides</p>  <p>Use any key with the UHF logo</p>
<p>512, 522, 625</p>  <p>5.4 6.4</p> 	<p>#156926 6.4 Kit</p> <p>Five keys, two sides</p>  <p>Use any key with the UHF logo</p>
















REPLACEMENT REMOTE CONTROL SELECTION GUIDE (*continued*)

 Red box indicates key(s) to use.

Receiver with Original Remote (by receiver model number, in numerical order)	Replacement Remote and Part Number
<p>612</p>  <p>20.0</p> 	<p>#176549 20.0 Kit</p>  <p>Note: 20.0 for TV1 Only (GREEN #1 FIXED KEY)</p>
<p>622</p>  <p>20.0 21.0</p>  	<p>#161256 21.0 Kit</p> <p>1 key, two sides</p>  <p>TV1</p>  <p>TV2</p>
<p>722</p>  <p>20.0 21.0</p>  	<p>#161256 21.0 Kit</p> <p>1 key, two sides</p>  <p>TV1</p>  <p>TV2</p>

REPLACEMENT REMOTE CONTROL SELECTION GUIDE (*continued*)

 Red box indicates key(s) to use.

Receiver with Original Remote (by receiver model number, in numerical order)	Replacement Remote and Part Number
<p>722k</p>  <div style="display: flex; justify-content: space-around; align-items: center;"> <div style="text-align: center;"> <p>20.0</p>  </div> <div style="text-align: center;"> <p>21.0</p>  </div> </div>	<p>#161256 21.0 Kit</p>  <p>1 key, two sides</p> <div style="display: flex; flex-direction: column; align-items: center;"> <div style="display: flex; align-items: center;"> <div style="border: 1px solid green; padding: 2px; margin-right: 5px;">1</div>  <div style="margin-left: 5px;">TV1</div> </div> <div style="display: flex; align-items: center;"> <div style="border: 1px solid blue; padding: 2px; margin-right: 5px;">2</div>  <div style="margin-left: 5px;">TV2</div> </div> </div>
<p>ViP922 Sling-Loaded DVR</p>  <div style="text-align: center;"> <p>32.0 UHF 2G</p>  </div>	<p>#176805 32.0 REMOTE UHF-2G TV1, KIT</p>  <p>1 key, two sides</p> <div style="display: flex; flex-direction: column; align-items: center;"> <div style="display: flex; align-items: center;"> <div style="border: 1px solid green; padding: 2px; margin-right: 5px;">1</div>  <div style="margin-left: 5px;">TV1</div> </div> <div style="display: flex; align-items: center;"> <div style="border: 1px solid blue; padding: 2px; margin-right: 5px;">2</div>  <div style="margin-left: 5px;">TV2</div> </div> </div>
<div style="display: flex; justify-content: space-between;"> <div style="text-align: center;"> <p>622</p>  </div> <div style="text-align: center;"> <p>Optional Remote</p> </div> </div> <div style="display: flex; justify-content: space-between; margin-top: 20px;"> <div style="text-align: center;"> <p>722</p>  </div> <div style="text-align: center;"> <p>Basic</p>  </div> </div>	<p>#175350 EZR DVR REMOTE KIT</p> 

* These items are only available through Service.